

TAKE OUT TECH



Merge AR/VR Headset

*Requires an iPhone or Android. Check yours at vrtest.ninja.

Borrow for 2 weeks!

Lake Forest residents only
Ages 16 and up

Late fine: \$2/day

**KIT
VR/AR
GOGGLES**

3124300 634 6588



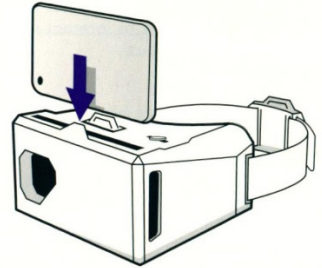
Merge VR Headset

How to Use

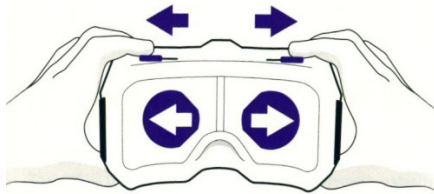
 For your safety remain seated while using headset!

1. Make sure you are using a compatible device such as iPhone 6, Galaxy S5, HTC M8, LG G4, and newer models. You may need to remove your phone's case in order for it to fit, especially with larger models.
2. On your phone, install and launch a compatible VR app from www.vrstart.com.

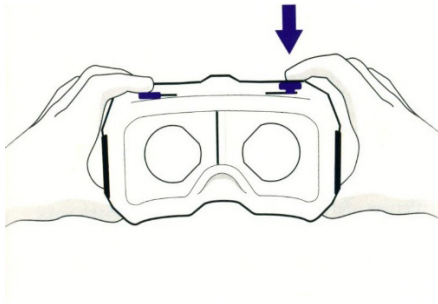
3. Once the VR app is launched, insert your smartphone into the slot at the top of the goggles, making sure it's centered.



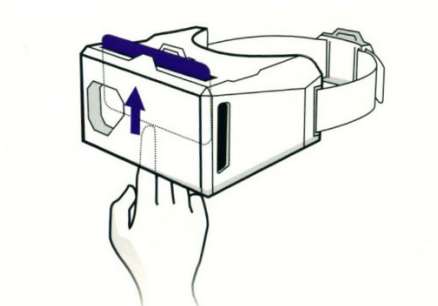
4. While wearing the goggles, hold the **top and bottom adjustments** and slide the lenses left and right until you have a clear picture.



5. To interact with VR apps, hold the **top and bottom adjustments** and press down on the **top input buttons**.



6. When removing your smartphone, push up from the **access slot** at the bottom of the goggles.



Merge VR Headset

Cost to Replace: \$40

The Merge VR Goggles turn your smartphone into an immersive virtual reality headset when you access a collection of free and paid apps from your device. **Requires an iPhone or Android to use.**

Parts List

- (1) This instruction booklet with envelope
- (1) Headset
- (1) Cleaning cloth

More Resources

Merge website

miniverse.io/headset

How virtual reality works

electronics.howstuffworks.com/gadgets/other-gadgets/virtual-reality.htm

Rental Info

Two week checkout with one autorenewal (if there are no holds on the item).

Overdue fine: \$2 per day

Item must be returned inside to the Adult Circulation Desk. **No book drop returns.**

www.lakeforestlibrary.org/tot

